



Avid Editing Application

ReadMe

Installation Note

On a Windows® system, if you have already installed a patch on your system, you must first uninstall the previous patch before installing a new patch.

On a Macintosh system, there is a full installer, not just a patch. You must completely uninstall the previous Macintosh version.

For details on installing a patch, see the *Patch Installer Instructions* pdf on the download page.

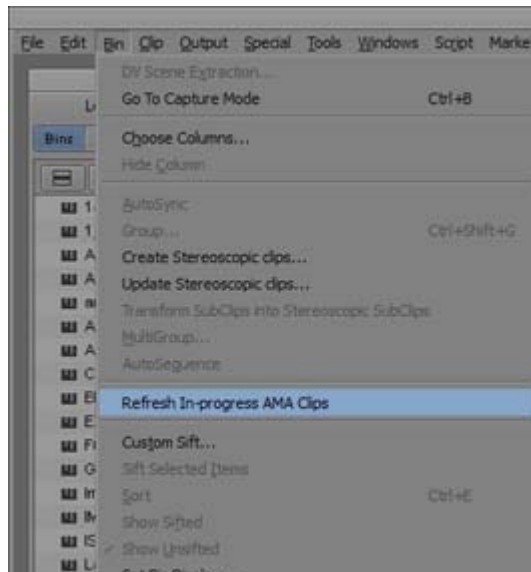
Changed in v6.5.0.1 and v10.5.0.1

The following was changed in Avid Media Composer v6.5.0.1, Avid Symphony v6.5.0.1, and NewsCutter v10.5.0.1.

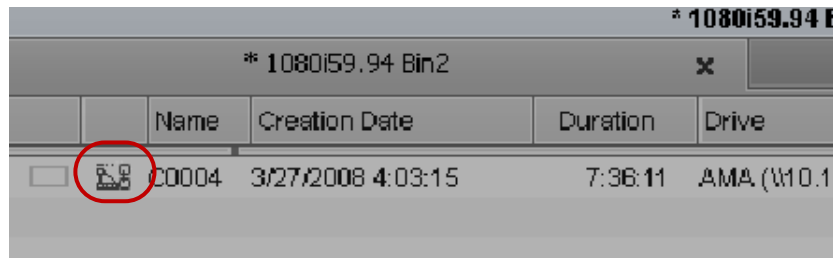
XDCAM Edit While Capture with Sony XDS Decks

With the release of the latest Sony® XDCAM plug-in (PDZK-MA v2.1 and higher), the editing application supports XDCAM edit while capture (Frame Chase) with the Sony XDS decks. The Sony plug-in is not included with the editing application. For information on plug-ins see Avid.com/ama.

An additional menu option has been added to allow you to refresh the AMA In progress clips when performing an edit while capture. From the Bin menu, select Refresh In-progress AMA Clips.



An icon in the bin indicates which clips are in-progress AMA clips.



AMA File Export

AMA File Export allows you to export media to specific file types via AMA. For example, Sony has developed an HDCamSR plugin (SRPA-10 v2.1 and higher) that when installed will allow you to export HDCAM SR files. These files are interleaved, multi-essence MXF files. For information on plug-ins see Avid.com/ama.

To perform an AMA File Export:

1. Select the clips(s) you want to export.
2. Select File > AMA File Export.

The AMA File Export window opens.

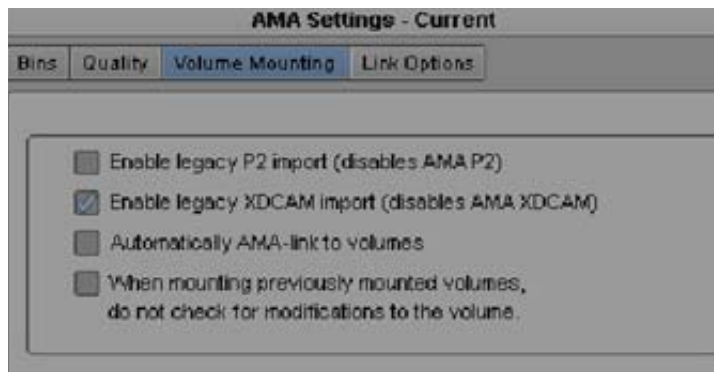
3. Select the file to export.
4. Name the file. If multiple files are selected, only the first file selected will have the unique name. All others will be what they are named in the bin.
5. Choose a target location to save the file.
6. Click Export.

The file is exported to the target location.

Update to Enable Legacy Import

In the previous release of the editing application, if you enabled legacy P2 or legacy XDCAM import, you had to uninstall the P2 and XDCAM plug-in before you could perform the import. You no longer have to uninstall the P2 or XDCAM before performing a legacy P2 or XDCAM import.

The options for enabling legacy import have been updated in the AMA Settings dialog. You can now select the P2 and XDCAM legacy import options separately.



Fixed in v6.5.0.1 and v10.5.0.1

The following were fixed in Avid Media Composer v6.5.0.1, Avid Symphony v6.5.0.1, and NewsCutter v10.5.0.1.

- **Bug Number:** UDevC00173161. Certain special characters might not have displayed correctly.
- **Bug Number:** UDevC00173165. You might have received an ADM Player error in the source monitor when running in Software mode.

- **Bug Number:** UDevC00173204. In some windows in the editing application, such as the Console window or NRCS tool, once you selected text, you might have lost the highlighted text if you used the scroll bar to move within the window.
- **Bug Number:** UDevC00170953. You could not enter or display Arabic text properly.

Legal Notices

Product specifications are subject to change without notice and do not represent a commitment on the part of Avid Technology, Inc.

The software described in this document is furnished under a license agreement. You can obtain a copy of that license by visiting Avid's Web site at www.avid.com. The terms of that license are also available in the product in the same directory as the software. The software may not be reverse assembled and may be used or copied only in accordance with the terms of the license agreement. It is against the law to copy the software on any medium except as specifically allowed in the license agreement.

No part of this document may be reproduced or transmitted in any form or by any means, electronic or mechanical, including photocopying and recording, for any purpose without the express written permission of Avid Technology, Inc.

Copyright © 2012 Avid Technology, Inc. and its licensors. All rights reserved.

Attn. Government User(s). Restricted Rights Legend

U.S. GOVERNMENT RESTRICTED RIGHTS. This Software and its documentation are "commercial computer software" or "commercial computer software documentation." In the event that such Software or documentation is acquired by or on behalf of a unit or agency of the U.S. Government, all rights with respect to this Software and documentation are subject to the terms of the License Agreement, pursuant to FAR §12.212(a) and/or DFARS §227.7202-1(a), as applicable.

Trademarks

Avid and the Avid logo are trademarks or registered trademarks of Avid Technology, Inc. in the United States and/or other countries. See www.avid.com/US/about-avid/legal-notices/trademarks for more information on Avid's trademarks.

Adobe and Photoshop are either registered trademarks or trademarks of Adobe Systems Incorporated in the United States and/or other countries. Apple and Macintosh are trademarks of Apple Computer, Inc., registered in the U.S. and other countries. Windows is either a registered trademark or trademark of Microsoft Corporation in the United States and/or other countries. All other trademarks contained herein are the property of their respective owners.

